DWG NO.
1082-CN-MC-CT-DWG-210258

NORTH OF DWG.

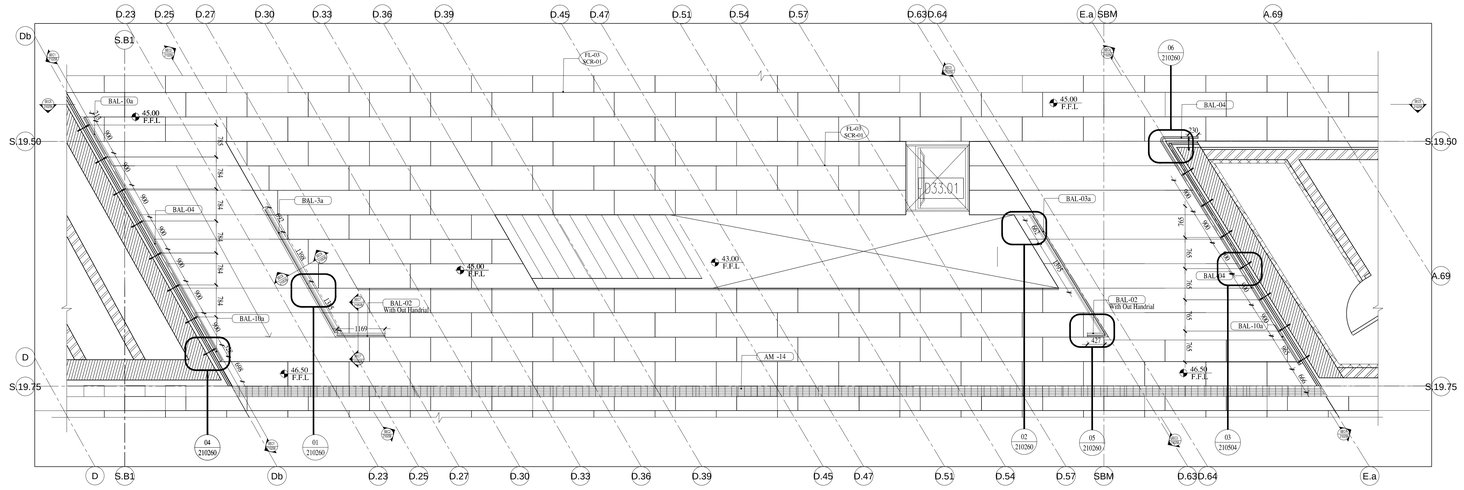

A Stair B 33 - Plan Level 45.00 to 46.50
SCALE 1:50

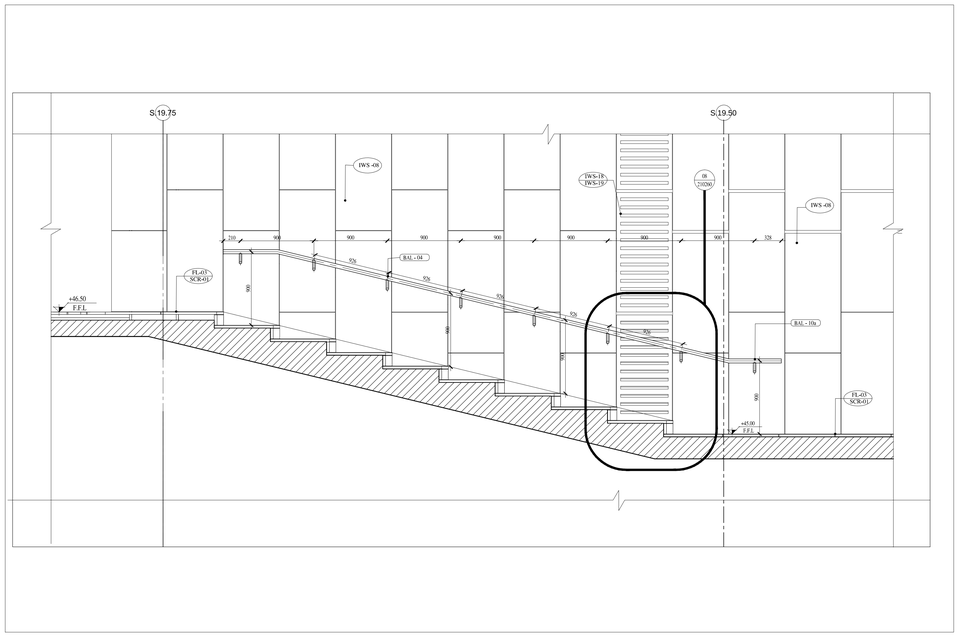

01 Stair D 33 - Sec. 1
SCALE 1:25

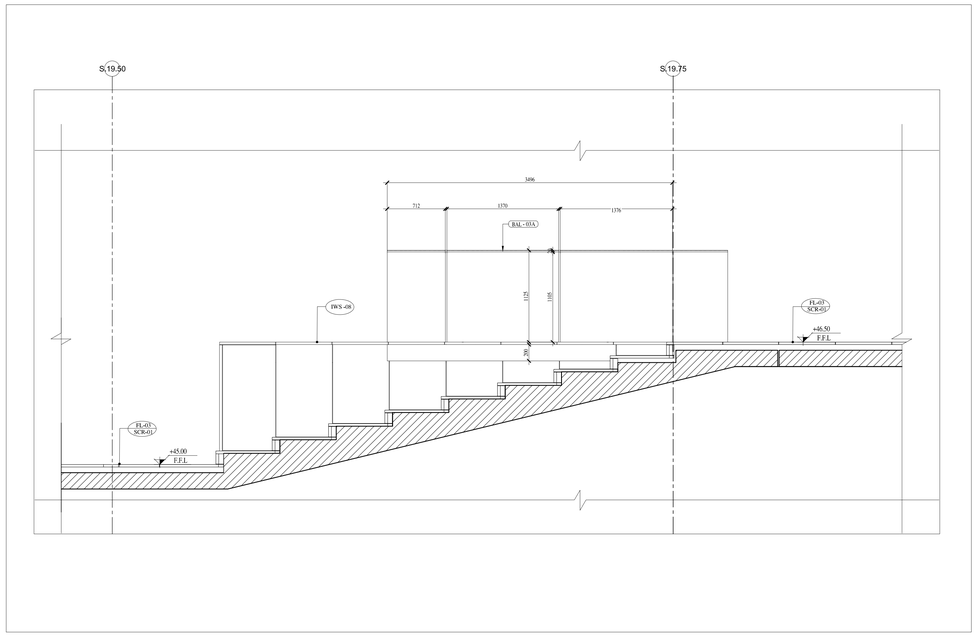

02 Stair D 33 - Sec. 2
SCALE 1:25

The Grand Egyptian Museum

TECHNICAL COMMITTEE, AL RIFAYEH SQUARE, PYRAMIDS, GIZA, EGYPT
TEL: +20 (0) 2 3850 7811 FAX: +20 (0)2 3850 7871

The Ministry of state for Antiquities /
Supreme Council of Antiquities /
Engineering Committee

HILL International EHAF

heneghan.peng architects CDL	MANAGEMENT CONSULTANT	ARCHITECT (PRIMARY) RAFAT MILLER CONSULTING	ARCHITECT (PRIMARY) DAVID LANGDON SCHUMANN SMITH
CIVIL & STRUCTURAL CONSULTANT OVE ARUP & PARTNERS		ARCHITECT (STRUCTURAL & CIVIL) ARAB CONSULTING ENGINEERS	CLIENT CONSULTANT DAVID LANGDON
MECHANICAL, ELECTRICAL & PLUMBING (MEP) CONSULTANT SHAKER CONSULTANCY		ARCHITECT (MUSEUM DESIGN) WEST 8	ARCHITECT (URBAN DESIGN) SITES INTERNATIONAL
			INTERIOR DESIGNER BARTENBACH LICHTLABOR
			EXHIBIT DESIGNER BRUCE MAU DESIGN

REFERENCE DESIGN DRAWINGS:-

Trade	Drawing Description	Drawing Number
Architecture	Main Building Third Floor Plan	AM1.103.13
Architecture	Main Building Permanent Exhibition	AM5.143
Architecture	Main Building Permanent Exhibition	AM5.144
Architecture	General Details Balustrade For Types (BAL-04,BAL-04a,BAL-04b)	1082-CN-GN-CT-DWG-210504
Architecture	General Details Balustrade For Types (BAL-10a,BAL-10b,BAL-10c,BAL-10d)	1082-CN-GN-CT-DWG-210509

REFERENCE MATERIAL SUBMITALS:-

Trade	Description	Number	REV	DATE	TRANSMITTAL
Architecture	Metal works BAL-03A	1082-CN-GN-CT-MAR-214093-0662	A	12-03-2014	GEMIII-BO-TRN-HI-04385
Architecture	Metal works BAL-04	1082-CN-GN-CT-MAR-214041-0353	C	02-02-2014	GEMIII-BO-TRN-HI-04237
Architecture	Metal works BAL-10A	1082-CN-GN-CT-MAR-214079-0484	B	26-06-2013	GEMIII-BO-TRN-HI-04237
Architecture	Metal works BAL-10C	1082-CN-GN-CT-MAR-214080-0485	A	07-11-2013	GEMIII-BO-TRN-HI-03863

REFERENCE METHOD OF STATEMENT:-

Trade	Description	Number	REV	DATE	TRANSMITTAL
Architecture	Metal works BAL-03A	1082-CN-GN-CT-MST-214160-0240	A	29-04-2014	
Architecture	Metal works BAL-04	1082-CN-GN-CT-MST-214101-0160	A	02-02-2014	1082-CN-GN-CT-DSF-02023
Architecture	Metal works BAL-10A	1082-CN-GN-CT-MST-214101-0160	A	02-02-2014	1082-CN-GN-CT-DSF-02023
Architecture	Metal works BAL-10C	1082-CN-GN-CT-MST-214155-0199	A	28-05-2014	

REFERENCE TECHNICAL NOTE :-

Trade	Description	Number	REV	DATE	TRANSMITTAL
Architecture	Metal works BAL-03A	1082-CN-GN-CT-TEN-214816-0228	C	07-07-2014	1082-CN-GN-CT-DSF-01983

Abbreviations/ Symbols:

ROOM NAME: AA:BB:CC:DDD — ROOM NAME; ROOM NUMBER
AA: GROUP CODE
BB: TILE NUMBER
CC: FLOOR LEVEL
DDD: ROOM NUMBER

DOOR TAG: AA:BB:CC:DDD-00
DOOR NUMBER — AA: GROUP CODE; BB: TILE NUMBER; CC: FLOOR LEVEL; DDD: ROOM NUMBER; 00: DOOR NUMBER
W= 0000 — OPENING WIDTH
H= 0000 — OPENING HEIGHT *
* HEIGHT OF DOORS MEASURED FROM F.F.L

FLOOR TAG IN SECTION : FLOOR 00.00 — SUB. FINISH; FINISH; FINISH FLOOR LEVEL

WALL TAG IN SECTION : PT-05 / PRW-03 — WALL APPLIED FINISH TYPE; WALL CLADDING TYPE

FLOOR TAG IN SECTION : FL-05 / QD-05 — FLOOR APPLIED FINISH TYPE; FLOOR CLADDING TYPE

FINISHING TYPES

PT-05 - DUST SEALER
CON-02 - CONCRETE FINISHES
SCR-01 - SAND CEMENT SCREED.
CO - INSITU CONCRETE
BLK-02 - PAINT GRADE BLOKE WORK
BLK-03 - COMMEN BLOKE WORK

PRE-CAST START & END IN SECTION :

CONCRETE
MASONRY WORK
0000 — WALL DIMENSIONS
+00.00 F.F.L. — FINISH FLOOR LEVEL (PLAN)
+00.00 S.S.L. — STRUCTURE SLAB LEVEL (PLAN)
00.00 — FLOOR LEVEL (SECTION)

SECTIONS I.D IN PLAN: 0 / 00000 — SECTION NUMBER; 000000 = DRAWING NUMBER

DETAILS & CALLOUTS IN PLAN: 0 / 00000 — DETAIL NUMBER; 000000= DRAWING NUMBER

1- All dimensions are metric (in mm.) and real.
2- All Levels are in meters.
3- This drawing valid only for S.S handrails .
4- For the structural elements refer to structural drawings.
5- For all sleeves refer to approved shop drawing for Electromechanical works.
6- All drawings should be read in conjuction with other relevant Architural, Structural, Mechanical & Electrical drawings & all relevant sections of the specs.
7- All plans & sections are extracted from BIM Model.
8 - Handrail details refer to PMC submital no (1082-CN-GN-CT-MAR-2140093-0662), (1082-CN-GN-CT-MAR-214041-0353) & (1082-CN-GN-CT-MAR-214079-0484) & (1082-CN-GN-CT-MAR- 214080-0485) .

As per specification section 01300a.1.03.2.: "This review by the Consultant is for the sole purpose of ascertaining conformance with the general design concept. This review does not mean that the Consultant approves the detail design inherent in the shop drawings, responsibility for which remains with the contractor, and such review does not relieve the Contractor of the responsibility for errors or omissions in the shop drawings or responsibility for meeting requirements of the Contract Documents, for Dimensions to be confirmed and correlated at the jobsite, for information that pertains solely to fabrication processes or to techniques of construction and installation and for coordination of the work of all sub-trades"
The contractor responsibility is defined in section A 1001.C whereas for prescriptive items: "The Contractors may be required to provide some fabrication details but design responsibility remains with the Client's Representative."

ENGINEER ACTION:
(A) Proceed
(B) Proceed with comments
(C) Do not proceed, Revise & Resubmit
(D) Rejected
(E) Information only

DATE
Signed:-

KEY PLAN

NO.	DATE REVISED	DESCRIPTION OF REVISION	Prep.	Chk.	App.
A	03-08-2014	First Issue	F.G		

BESIX ORASCOM CONSTRUCTION INDUSTRIES

SUB-CONTRACTOR:
BASCO INDUSTRIAL
Email :- Basinfo@link.net
Web site :- www.Bascoindustrial.com
Office : 4 Emplyiees Mohamed Abu Elazi And Elgarf - Heliopolis
Telephone & Fax :- +2 02 4147737 - 4147738 - 4802847

MUSEUM
MAIN BUILDING ,STAIR D33
S.S HANDRAIL & GLAZED BALUSTRADE FOR STAIR
PLANS & SECTIONS

SCALE	CONTRACTOR DWG NO.	REV.
1:25	GEMIII-MU-AR-MW-RS-DWG-ST-210258	A
	PMC DWG NO.	REV.
	1082-CN-MC-CT-DWG-210258	A

This Drawing was generated from BIM Model: GEMIII-MU-AR-FF-BO-BIM-XX