



solutions

for higher education from Adobe

Issue 1, 2007



Facilitate faculty-student interaction, prepare students with industry-standard skills, protect academic documents, and improve the business of education.

An affordable, easily accessible, high-quality post-secondary education that is smoothly run, facilitates research as well as teaching, and prepares students to handle the professional challenges of the real world. Is that too much to ask? Not if you ask Adobe.


Higher education always reflects—and often dictates—the evolving expectations of students and industry. Today's students enter the workforce expecting to apply a high level of technology expertise to their daily tasks and interactions—no matter what shape their career path takes.

Adobe solutions reach across all campus sectors, transforming today's educational promises into tomorrow's reality. From helping faculty deliver more engaging eLearning environments to promoting student success—both on-campus and post-graduation—with affordable, industry-standard communication tools. From accurately assessing student performance and faculty training levels to streamlining administrative workflows that power institutional operations. From increasing research visibility and funding opportunities to protecting documents such as research projects and dissertations. It's all just a small part of what Adobe software makes possible in higher education today.



Engage and inspire students— and prepare them for successful careers.

Solutions for career skills: Making the classroom your world



Adobe® Creative Suite® 3 software helps teachers deliver amazing learning outcomes in virtually any communications medium. And as students take that experience into the global economy, they'll be as well equipped for success as they can be.

Adobe Creative Suite 3 is available in three Premium editions that offer essential tools for crafting excellent creative work more easily and efficiently than ever. The solutions deliver

intelligent integration for moving fluidly from task to task, and agile workflows for linking projects and rapidly progressing from the simple to the sophisticated. And Adobe student licensing options make them affordable.


Adobe Creative Suite 3 enables faculty to engage students with industry-standard tools and best practices that promote future career success. Creative Suite 3 Design Premium ensures students

interested in print design and publishing to print, the web, and mobile devices can master design challenges and continue to do their best work after graduation. Creative Suite 3 Web Premium equips students with the same comprehensive tools professionals use to create and manage web-based worlds. And with Creative Suite 3 Production Premium, students are ready to run all aspects of a video post-production workflow.

At the School of Visual Arts, MFA candidates train to become tomorrow's content creators, communicators, and entrepreneurs by working in professional-level studios that use Adobe software.

Want to know more?
Visit www.adobe.com/go/hed_sva.

Solutions for eLearning: Perfecting the virtual classroom



Why the growing popularity of eLearning? The better connected the students, the more ways they can engage with each other, their faculty, and ideas and information—and the less constrained they are by time and place.

The natural eLearning audience is working adult learners. But even students on campus are increasingly taking advantage of synchronous learning (such as lectures and virtual mentoring) as well as asynchronous learning—including digital

online courses, flexible content creation and distribution, and built-in assessment tools.

Use Adobe Acrobat® Connect™ Professional software to teach and collaborate with virtually anyone, anywhere, in real time or using archived content, plus track student progress. With Adobe Acrobat Professional software, you can create, combine, and instantly share and comment on media-rich Adobe PDF files with built-in security features—ideal

for protecting important academic documents. Adobe Presenter software enables you to easily and quickly create and deliver media-rich learning content and assess performance. Adobe Captivate® software ensures you can automatically generate simulations, demonstrations, and scenario-based modules that truly engage students. And Adobe Contribute® software lets you easily post and revise website and blog content.

At Purdue University, Adobe software is used by staff to develop WebCT content, by faculty to deliver synchronous lectures via the web and conduct virtual office hours, and by students to collaborate on group projects online.

Want to know more?
Visit www.adobe.com/go/hed_purdue_cs.

Maximize institutional potential.

Solutions for academic documentation: Protect, streamline, and store essential knowledge capital



Much of your institution's value derives from its published documents. Research. Grant proposals. Theses and dissertations. That is a lot of information to publish, share, collaborate on, process, store, and access—as well as safeguard.

With Adobe Acrobat, you can set rules for who can open your Adobe PDF files, who can print, who can

make changes, whether a password is required to do so, and much more. So when you submit that grant proposal or collect your research findings in Adobe PDF—the format the Food and Drug Administration, the National Institutes of Health, the National Science Foundation, and others all recommend—you know your documents will be used only the way you want.

Acrobat also speeds up submissions, reviews, and other processes. For example, you can compress multiple files into a single Adobe PDF file for simple storage and fast electronic distribution. Recipients can open the file instantly and see exactly what you intended, regardless of what operating system they are using.

At the Networked Digital Library of Theses and Dissertations, graduate students use Adobe Acrobat to easily and safely reach a global audience.

Want to know more? Visit www.adobe.com/go/hed_ndlts_ss.

Solutions for administrative workflows: Amplify process effectiveness and accessibility



What is the best way to share information across the campus community? How do you roll out training to busy, widely dispersed professors, administrators, and staff? Adobe Acrobat enables staff to easily design and deploy electronic forms, ensuring accurate, faster processing as the campus community accesses, completes, and even signs forms online. Faculty can administer courses more

simply by posting static Adobe PDF syllabuses and interactive assignments to their learning management systems. Faculty can also publish their research and articles online more quickly and securely and, by bringing grant proposal teams onto a common platform, streamline the grant request and review process. Students can easily combine multiple files into a single PDF file, post it to

the web for feedback, and collaborate with others. And everyone can compress bulky files and inexpensively store them indefinitely.

The Acrobat Connect web communication system delivers on-demand access, making it possible for institutions to instantly disseminate staff and faculty training such as professional development courses.

Using Adobe software, Loma Linda University has placed its forms online, dramatically improving responsiveness to students and streamlining financial aid, admissions, and other processes.

Want to know more? Visit www.adobe.com/go/hed_lomalinda_cs.

Adobe products

Using Adobe tools throughout the curriculum and learning environment improves administrative and funding processes and helps ensure the future success of students, no matter what career path they follow.

Product solutions for teaching and learning—career skills



Adobe Creative Suite 3 Design Premium

Move smoothly from print design to web, interactive, and mobile publishing.



Adobe Creative Suite 3 Web Premium

Prototype, design, develop, and maintain websites, applications, and mobile content.



Adobe Creative Suite 3 Production Premium

Handle the entire video post-production workflow and deliver stunning results on film, video, DVD, the web, and mobile devices.




Adobe Creative Suite 3 Master Collection

This edition includes the components of all three Premium products in a single, affordable solution.



Adobe Photoshop® CS3 Extended

This edition of Photoshop CS3 includes special features for editing 3D and motion-based content and more.



Adobe Acrobat 8 Professional

Create, combine, control, collaborate on, and protect your documents.



Macromedia® ColdFusion® MX 7

Quickly create highly dynamic, powerful, data-driven websites and Internet applications.



Adobe Flex™ Builder™ 2

Productively create scalable applications that can reach virtually any platform.

Adobe Creative Suite 3 combines shared productivity features such as visual asset management and access to useful online services* with essential creative tools for print, the web, film and video, and mobile devices. To compare editions, visit www.adobe.com/go/hed_cs3.

Student licensing

These products are available through the Student Licensing Option: Adobe Acrobat 8 Professional, Creative Suite 3 Design Premium, Creative Suite 3 Web Premium, Creative Suite 3 Production Premium, Creative Suite 3 Master Collection, and Photoshop CS3 Extended.

For more information, visit www.adobe.com/students.

* Online services, including, but not limited to, Adobe Stock Photos and Acrobat Connect, may not be available in all countries, languages, and currencies. Availability of services is subject to change. Use of online services is governed by terms and conditions of a separate agreement and may be subject to additional fees.


Adobe products

(continued)

Product solutions for teaching and learning—eLearning



Adobe Acrobat Connect Professional
Communicate and collaborate instantly through scalable, interactive web conferencing.



Adobe Acrobat 8 Professional
Create, combine, control, collaborate on, and protect your documents.



Adobe Presenter 6
Rapidly create high-quality on-demand presentations.




Adobe Captivate 2
Quickly create interactive training and software tutorials, demonstrations, and simulations.




Adobe Contribute 4
Quickly, easily, and safely update existing websites and blogs.

Product solutions for administrative workflows



Adobe Acrobat 8 Professional
Create, combine, control, collaborate on, and protect your documents.



Adobe Acrobat Connect Professional
Communicate and collaborate instantly through scalable, interactive web conferencing.



Macromedia ColdFusion MX 7
Create highly dynamic, powerful, data-driven websites and Internet applications faster than ever before.



Adobe Flex Builder 2
Productively create scalable applications that can reach virtually any platform.

Adobe resources



Curriculum, certification, and professional development

Adobe can help ensure you get the most out of your technology investment. We offer a range of web-based resource centers and portals that support career preparation, certification, collaboration, curriculum development, digital communication skills, professional development, product development, working with your learning management system, and more.

Collaborative Teaching Center

Access this collection of case studies, online presentations, and step-by-step technical guides for helping faculty, staff, and students produce and publish learning content, collaborate through online meetings, and manage the online collaboration and learning process. These resources support eLearning initiatives across the campus.

Check out what's available at www.adobe.com/go/hed_teaching.

Learning Management Center

Use these resources, which include case studies, white papers, and technical guides, to help you maximize the value of your learning management system (LMS). These resources support eLearning and administrative initiatives across the campus.

Find out more at www.adobe.com/go/hed_lmc.

Digital communication instructional resources

Use these curriculums and resources to help you develop your students'—and your own—digital communication skills. These resources support teaching and learning across multiple courses.

See what's available at www.adobe.com/go/hed_instructional.

Career resources portal

Incorporate course curriculum and more to help prepare students for careers in web design, video production, print design, photography, and more. These resources support teaching and learning across multiple courses.

See what's available at www.adobe.com/go/hed_career_resources.

Design and Film School Connection

The Adobe Design and Film School Connection is a site where students and faculty in design and film programs can find free resources on using Adobe software in coursework, projects, and career preparation. It features tips, tutorials, and other information for the creative-professional-in-training. These resources support teaching and learning across multiple courses.

Visit www.adobe.com/go/hed_designfilmschool.

Developer Center

Resources include sample code and downloadable SDKs, interactive developer community forums, training courses, and more. These resources support teaching and learning, eLearning, and administrative initiatives across the campus.

Find out more at www.adobe.com/go/hed_developer.

Design Center

Access galleries, articles, and tips on motion and interactive design. These resources support teaching and learning, eLearning, and administrative initiatives across the campus.

Visit www.adobe.com/go/hed_design.

Adobe certification programs

Demonstrate your expertise using Adobe tools at either the entry or the professional level through certification, and gain an invaluable, immediately recognized industry asset.

Find out more at www.adobe.com/go/hed_associate.

Adobe resources

(continued)



Education purchasing

Adobe offers industry-leading products and resources that institutions and students need—and at the pricing they want. Save on individual tools, professional workflows in the Creative Suite family, and product bundles. Educational institutions at all levels can take advantage of scalable licensing solutions for campus-wide deployment.

Adobe education resellers

Education discounts are available through authorized resellers. It's easy to locate a reseller in your area, and the reseller will make it easy for you to save.

Adobe Education Store

Qualified education customers can follow a few easy steps to make money-saving online purchases.

Volume licensing

Adobe Open Options licensing programs include High-Volume Discount opportunities, a Student Licensing Option for higher education, online tools for efficient software administration, and an Upgrade Plan.

How to purchase

Learn about Adobe products and education pricing. View a price list, locate an education reseller, visit the Adobe Education Store, and more at www.adobe.com/education/purchasing.



Adobe, the Adobe logo, Acrobat, Acrobat Connect, Captivate, ColdFusion, Contribute, Creative Suite, Flex, Flex Builder, Macromedia, and Photoshop are either registered trademarks or trademarks of Adobe Systems Incorporated in the United States and/or other countries.

© 2007 Adobe Systems Incorporated. All rights reserved. 95008044 4/07